






Making a Watermill




1






-  X 3
-  X 3
-  X 2



2




3

-  X 1
-  X 1
-  X 1
-  X 1
-  X 1





4



5

 X 1



6

 (long) X 1

 X 1


 X 4

 X 4





7

 (long) X 2






8

 X 3



9

 X 1
 X 1




10

 X 2

 X 3




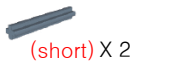
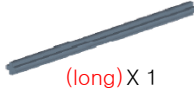
 X 3




11





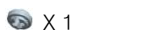
12




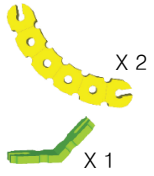
13




14




15




16



Notice the direction of assembling



END



Part List of a Watermill

<p>X 3 X 3 X 2</p> <p>1</p>	<p>X 1</p> <p>2</p>	<p>X 1 X 1 X 1 X 1 X 1</p> <p>3</p>	<p>X 1</p> <p>4</p>	<p>X 1</p> <p>5</p>
<p>(long) X 1 X 4 X 1 X 4</p> <p>6</p>	<p>(long) X 2</p> <p>7</p>	<p>X 3</p> <p>8</p>	<p>X 1 X 1</p> <p>9</p>	<p>X 2 X 3 X 3</p> <p>10</p>
<p>X 1 (long) X 1 (short) X 2</p> <p>11</p>	<p>X 1 X 2 X 1</p> <p>12</p>	<p>X 1 X 1</p> <p>13</p>	<p>X 1</p> <p>14</p>	<p>X 2 X 1</p> <p>15 / 16</p>

<p>X 1</p>	<p>X 2 X 2 X 3 X 4 X 4 X 4 X 1</p>	<p>X 3 X 5 X 1 (long) X 2 X 6</p>	<p>(long) X 2 (short) X 2</p>	<p>X 1 X 2 X 1 X 1 X 1 X 2 X 4</p> <p>Total Part List</p>
------------	------------------------------------------------------------	---------------------------------------------------	-----------------------------------	-----------------------------------------------------------------------------------